



755 nm/808nm/1064nm 1-3 nm/808nm/1064nm


*; 808 nm/808nm/1064nm .nm/808nm/1064nm
; 808 nm/808nm/1064nm *
.nm/808nm/1064nm *
; 808 nm/808nm/1064nm nm/808nm/1064nm *
808 nm/808nm/1064nm nm/808nm/1064nm *nm 7558081064 nm;

Suitable for hair removal on any part of the body,
Such as arms, legs, face, armpits, back, chest, etc.



• Cooling effect •

The handle is frosted for one minute,
making your treatment more comfortable and painless

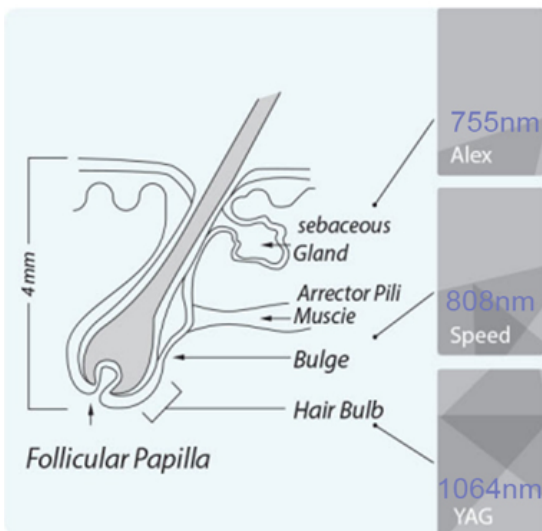




Soon
Permanent hair removal

Three Waves 755 nm 808nm 1064nm, 755nm 808nm 1064nm, 755nm 808nm 1064nm, 755nm 808nm 1064nm.

755nm .(Alex) 755nm 808nm 1064nm
808nm .(Speed) 755nm 808nm 1064nm
1064nm .(YAG) 755nm 808nm 1064nm.





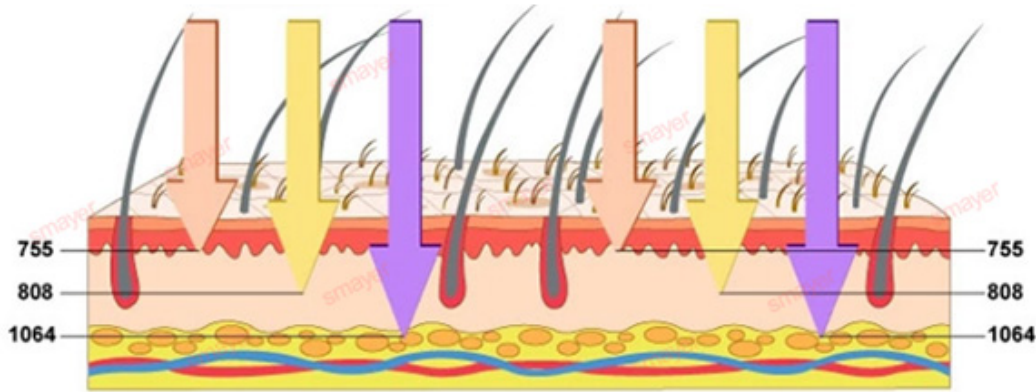
ALEX 755nm
For white skin
(fine, golden hair removal)



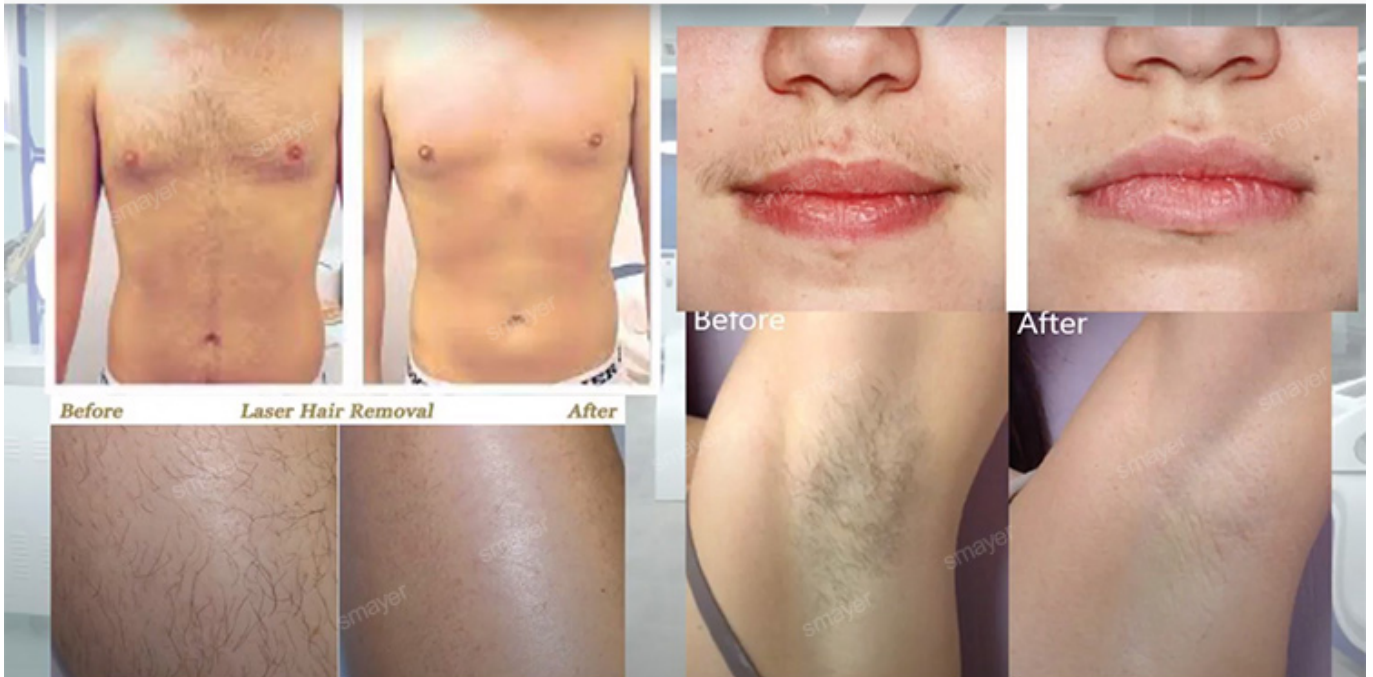
SPEED 810nm
For yellow neutral skin
(brown hair removal)



YAG 1064nm
For black skin
(black hair removal)



Treatment Comparison





Emergency stop button

12 inch big screen quick touch easy operate

Diode laser handle

Vents

Plug

1. Turn on the power switch

1. Turn on the power switch
2. Turn on the laser handle
3. Turn on the laser handle
4. Turn on the laser handle
5. Turn on the laser handle
6. Turn on the laser handle

1. Turn on the power switch, 2. Turn on the laser handle, 3. Turn on the laser handle, 4. Turn on the laser handle, 5. Turn on the laser handle, 6. Turn on the laser handle!